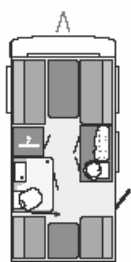
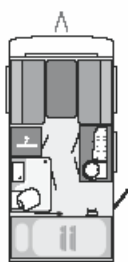


# WILK 2008/09 GRUNDPLÄNER

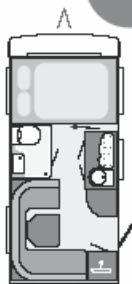
S3\*\*\*



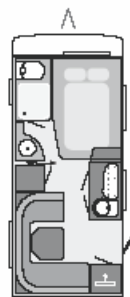
395 LK



395 TK



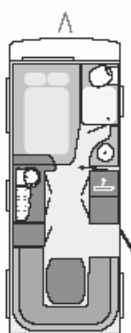
450 EU



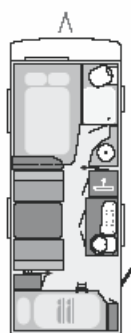
450 FS



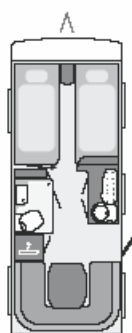
450 HTD



490 HTD



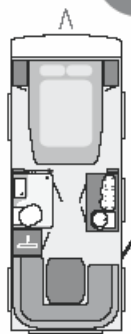
490 KM



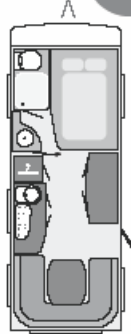
490 UE



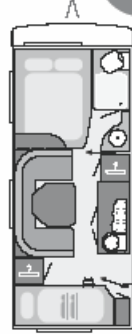
500 DM



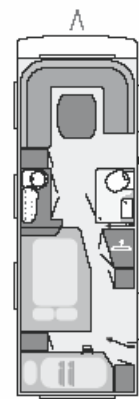
500 Q



530 HTD



550 DM



650 DK

S4\*\*\*\*

400 MD	450 EU	450 HTD	470 DQ	490 HTD	490 UE

500 K	520 HTD	530 MS	530 UE	530 UED	530 HTD

550 DM	560 DM	560 HTD	560 UE	700 DM